
	<b>SAP Fiori Implementation</b>	
	Unit Testing Scenario: 001	

Process: Fiori for Overdue Receivable App

Test Cycle: 001

Presented To





For the Project

SAP Fiori Implementation

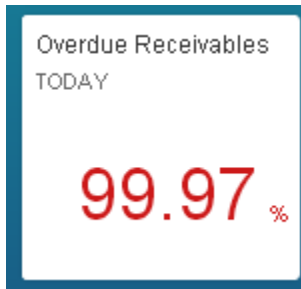
By



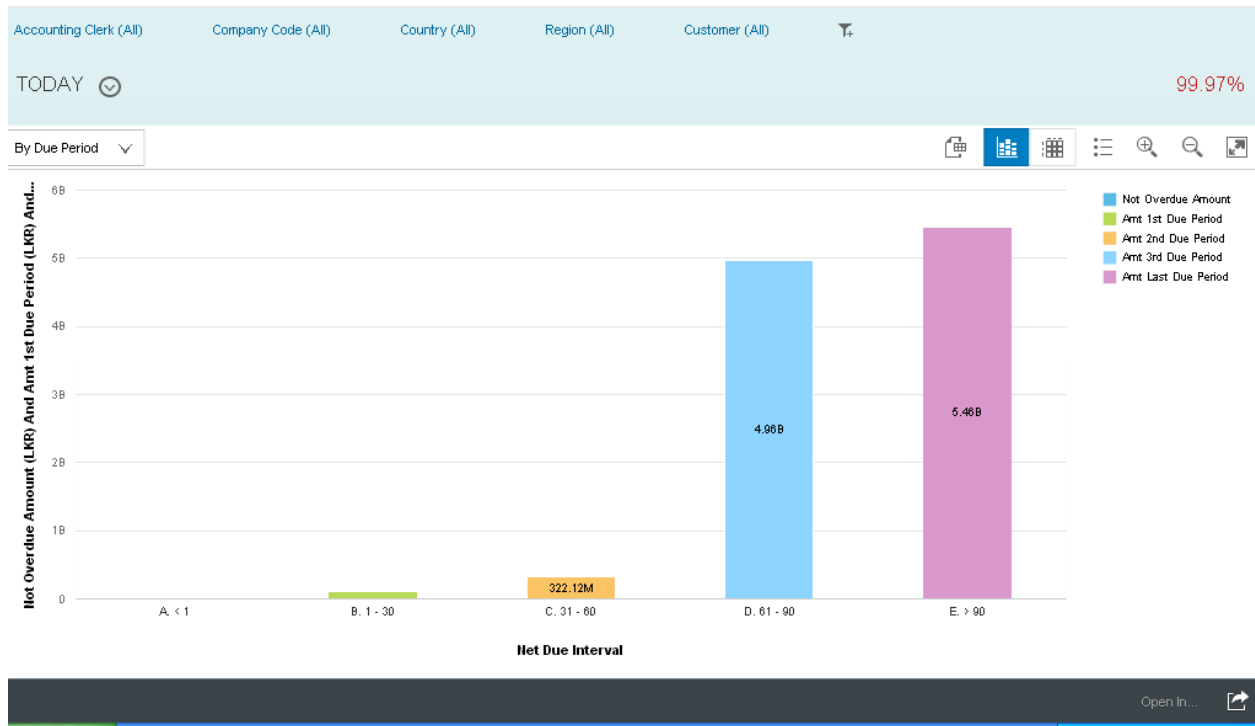
43/A, Road No. 12, M.L.A. Colony, Banjara Hills, Hyderabad – 500034, INDIA  
Tel: +91 40 4455 9999, Fax: +91 40 4455 9900, Website: [www.vcentric.com](http://www.vcentric.com)

	<h2>SAP Fiori Implementation</h2>	
	<p>Unit Testing Scenario: 001</p>	

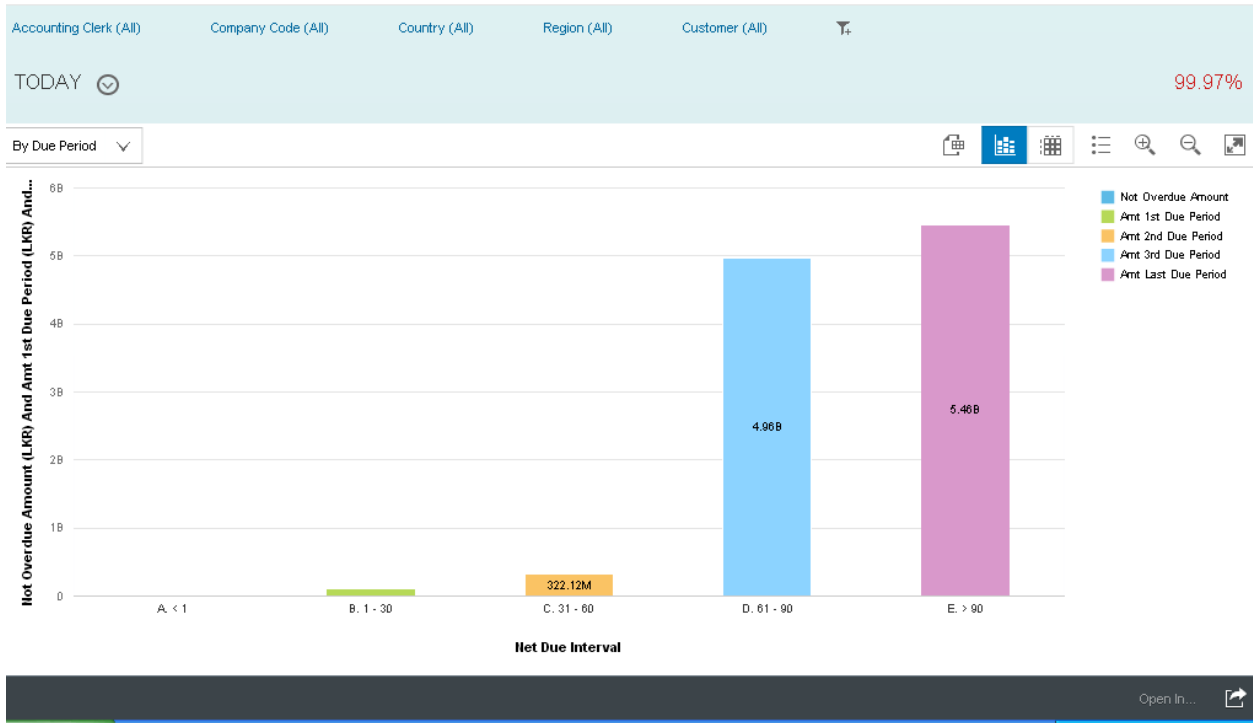
This document contains SAP Fiori for Overdue Receivable with Unit Test Cases.



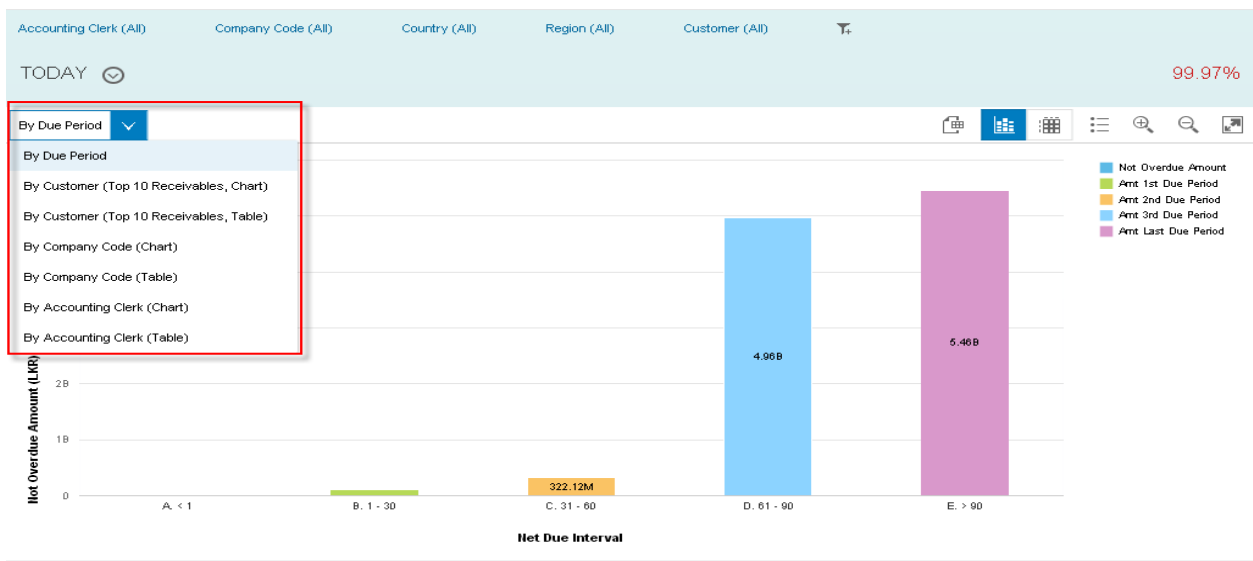
Click on the Overdue Receivable app.





View overdue receivable status.



View overdue receivable based on different criteria.



	<h2>SAP Fiori Implementation</h2>	
	<p>Unit Testing Scenario: 001</p>	

Can View information in tabular format.

← Overdue Receivables

Accounting Clerk (All) Company Code (All) Country (All) Region (All) Customer (All) T.

TODAY 99.97%

By Due Period

Net Due Interval	Not Overdue Amount	Amt 1st Due Period	Amt 2nd Due Period	Amt 3rd Due Period	Amt Last Due Period
A. < 1	3.27M LKR	0 LKR	0 LKR	0 LKR	0 LKR
B. 1 - 30	0 LKR	107.3M LKR	0 LKR	0 LKR	0 LKR
C. 31 - 60	0 LKR	0 LKR	322.12M LKR	0 LKR	0 LKR
D. 61 - 90	0 LKR	0 LKR	0 LKR	4.96B LKR	0 LKR
E. > 90	0 LKR	0 LKR	0 LKR	0 LKR	5.46B LKR

Can set Filters and restrict the output to more specific records.

← Overdue Receivables

Accounting Clerk (All) Company Code (All) Country (All) Region (All) Customer (All) T.

TODAY 99.97%



By Due Period

Search

- All
- 1000 (E.B.Creasy & Co.PLC)
- 1100 (Darley Butler & Co. Ltd)
- 1200 (E.B Creasy Logistics Ltd)
- 1300 (Creasy Foods Ltd)
- 1400 (Laxapana Batteries PLC)
- 1500 (Muller& Phipps Ceylon PLC)
- 1550 (Pettah Pharmacy (Pvt) Ltd)
- 1600 (Lanka Special Steels Ltd)
- 2000 (CW Mackie PLC)
- 2100 (Ceymac Rubber Co. Ltd)
- 2200 (Ceytra (Pvt) Ltd)

OK

Net Due Interval	Amt 1st Due Period	Amt 2nd Due Period	Amt 3rd Due Period	Amt Last Due Period
A. < 1	0 LKR	0 LKR	0 LKR	0 LKR
B. 1 - 30	107.3M LKR	0 LKR	0 LKR	0 LKR
C. 31 - 60	0 LKR	322.12M LKR	0 LKR	0 LKR
D. 61 - 90	0 LKR	0 LKR	4.96B LKR	0 LKR
E. > 90	0 LKR	0 LKR	0 LKR	5.46B LKR

	<b>SAP Fiori Implementation</b>	
	Unit Testing Scenario: 001	

You can use this app for displaying Key Performance Indicator (KPI) Overdue Receivables. You can drill down to analyze the 10 highest overdue receivables by customer, which enables you to take quick action to reduce the highest amounts owing to your business. You can also analyze overdue receivables by company code or by accounting clerk. You can view the overdue receivables in a chart or a table according to company code, customer, country and region of the customer, and accounting clerk.